

Toornament report 2023

2023 REVIEW AND ESPORTS
TOURNAMENT TRENDS
WORLDWIDE



Table of contents

Executive summary	3
Total prize money and tournaments of 2023	4
Prize money and tournaments per game type	5
Prize money and tournaments per gaming device type	6
Top 10 games per prize money	7
Top 10 tournaments per prize money	8
Top regions and countries per number of tournaments and prize money	9
Most winning players	10
Most winning teams	11
Most popular esports games on Twitch	12
Most popular esports tournaments	13
Toornament.com activity data in 2023	14
About Toornament.com	15

Executive summary

Toornament.com explores esports trends of 2023 through its tournaments organized, its prize money distributed, its games played, its audiences and its geographical activities. A dive into figures and statistics to better approach the year 2024 and perhaps the following ones.

In 2023, **more than 4,700 tournaments were organized and awarded prize money** to amateur and professional players. A slightly increasing figure which shows the resilience of the sector in this area despite a complex economic and geopolitical situation.

The amount of prize money distributed in 2023 exceeds \$250M! A high amount despite the division by 6 of the prize money distributed during the Dota2 The International tournament compared to 2022. **Saudi Arabia and its National Federation largely compensated for this loss with the \$45M in prize money distributed during the Gamers8 event.** Asia is also positioning itself as a major provider of cash prize tournaments in 2023. This is due in particular to the hyper activity around mobile games which reigns there, such as with Mobile Legends: Bang Bang.

Foreshadowed in our 2022 report, the advent of Saudi Arabia and the MENA region was amply confirmed in 2023. **Saudi Arabia's stated desire to become a major player in esports was confirmed last year** thanks to massive investments and the organization of numerous international tournaments. There is no doubt that 2024 will further confirm the shift of the center of gravity of esports towards this region of the world.

Esports audiences held up compared to 2022 despite a slight decline on Twitch. Overall, the public is still as passionate about the stories and rivalries between teams during major international tournaments. As proof, **the Worlds 2023 final on League of Legends broke the world record for peak audience** during its final between the South Koreans of T1 and the Chinese of Weibo Gaming.

Finally, all of this data shows a constant element since 2017. **The three game types of MOBA, Battle Royale and First Person Shooter largely dominate the others whatever the figure.** The MOBA, whether on PC or Mobile, still concentrates all the world records of 2023.

Total prize money and tournaments of 2023



\$251,664,116

Prize money distributed in 2023

x11 Compared to 2013



4 722

Tournaments organized in 2023

x2 Compared to 2013

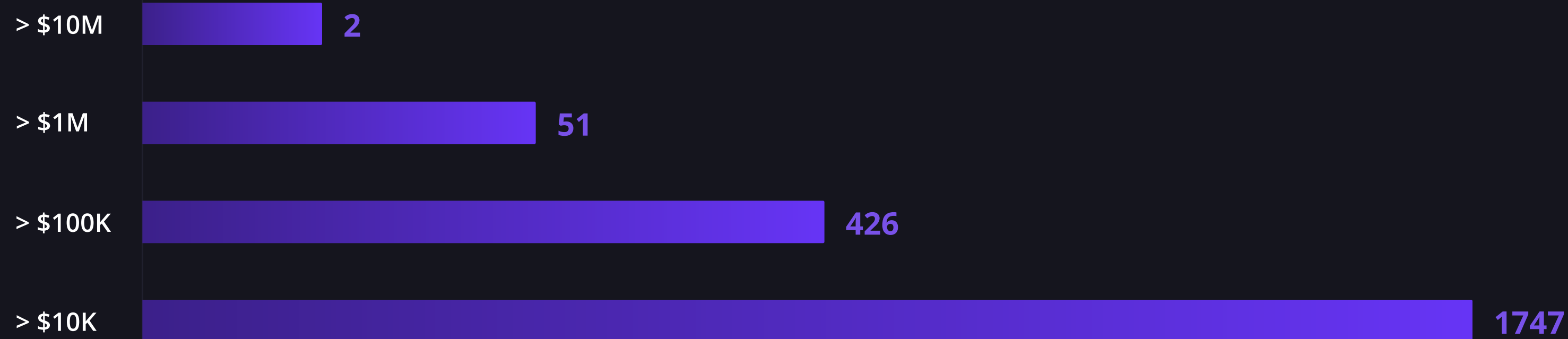
A slight increase in numbers

Esports tournaments and prize money are weathering the turbulence that has affected the sector in 2023. The various esports stakeholders have once again organized a significant number of tournaments with prize money around the world. According to the Escharts.com website, **there are 4,722 tournaments for \$251,664,116 distributed over the year 2023.**

The number of tournaments with prize money greater than \$10M is minus one due to Dota2 The International tournament changing its prize money policy. It is unchanged for tournament prize money greater than \$1M compared to 2022. On the other hand, the tournaments over \$100K and \$10K slightly increased.

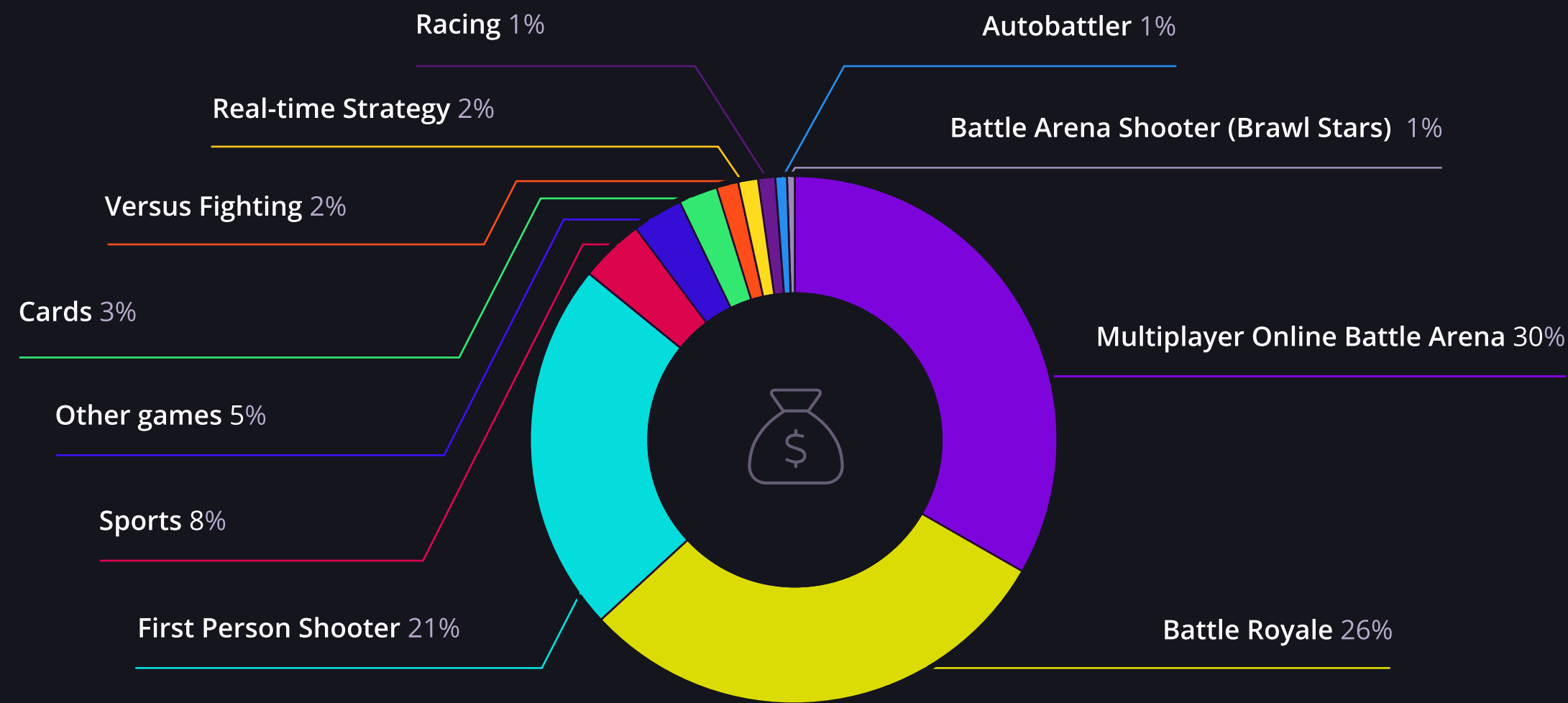
Over 2023, this gives an average of \$53,300 per tournament organized and recorded by Escharts.com. There is of course a very large disparity between the amounts of prize money distributed, ranging from \$15,120,000 to \$50.

Number of tournaments with a prize money above:

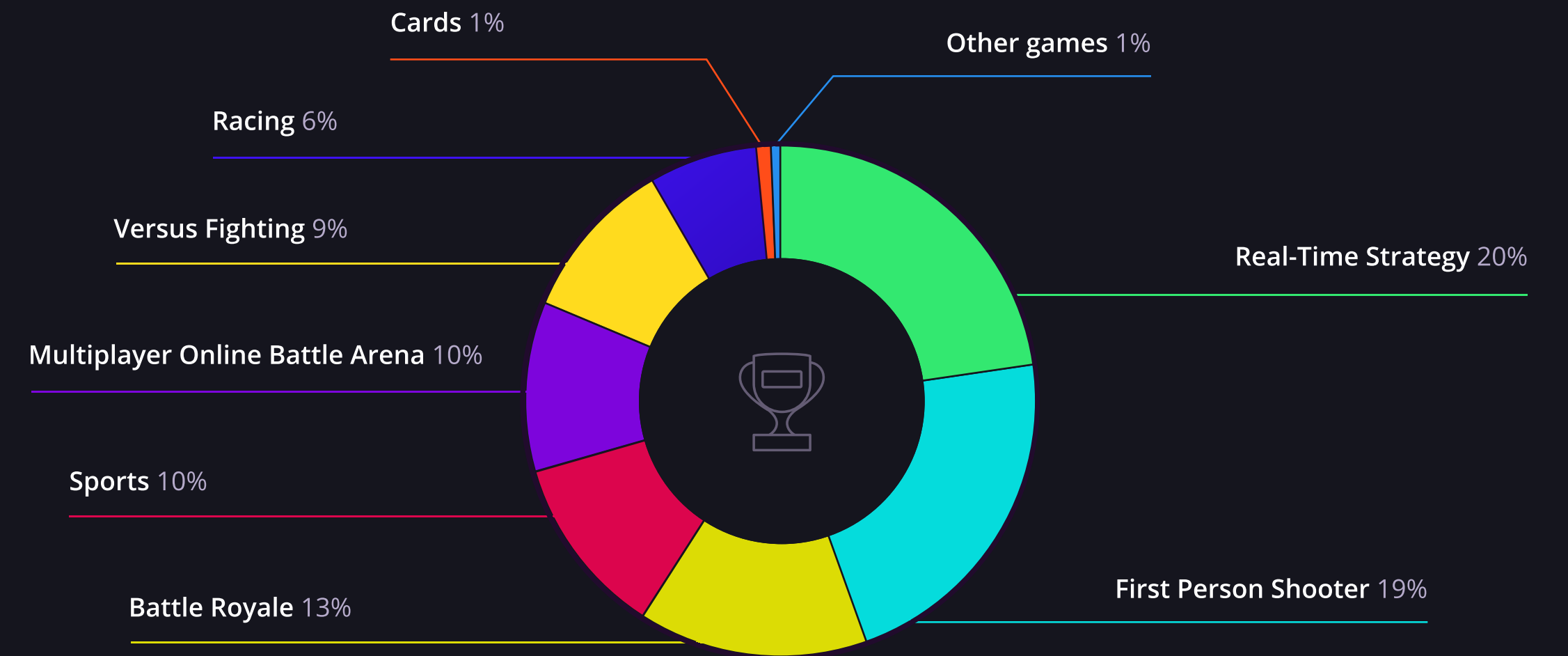


Prize money and tournaments per game type

Percentage of prize money distributed



Percentage of tournaments organized



Game type	Prize Money	Games	Tournaments
1 Multiplayer Online Battle Arena	\$74 382 161	9	450
2 Battle Royale	\$66 099 189	12	607
3 First Person Shooter	\$53 169 955	14	916

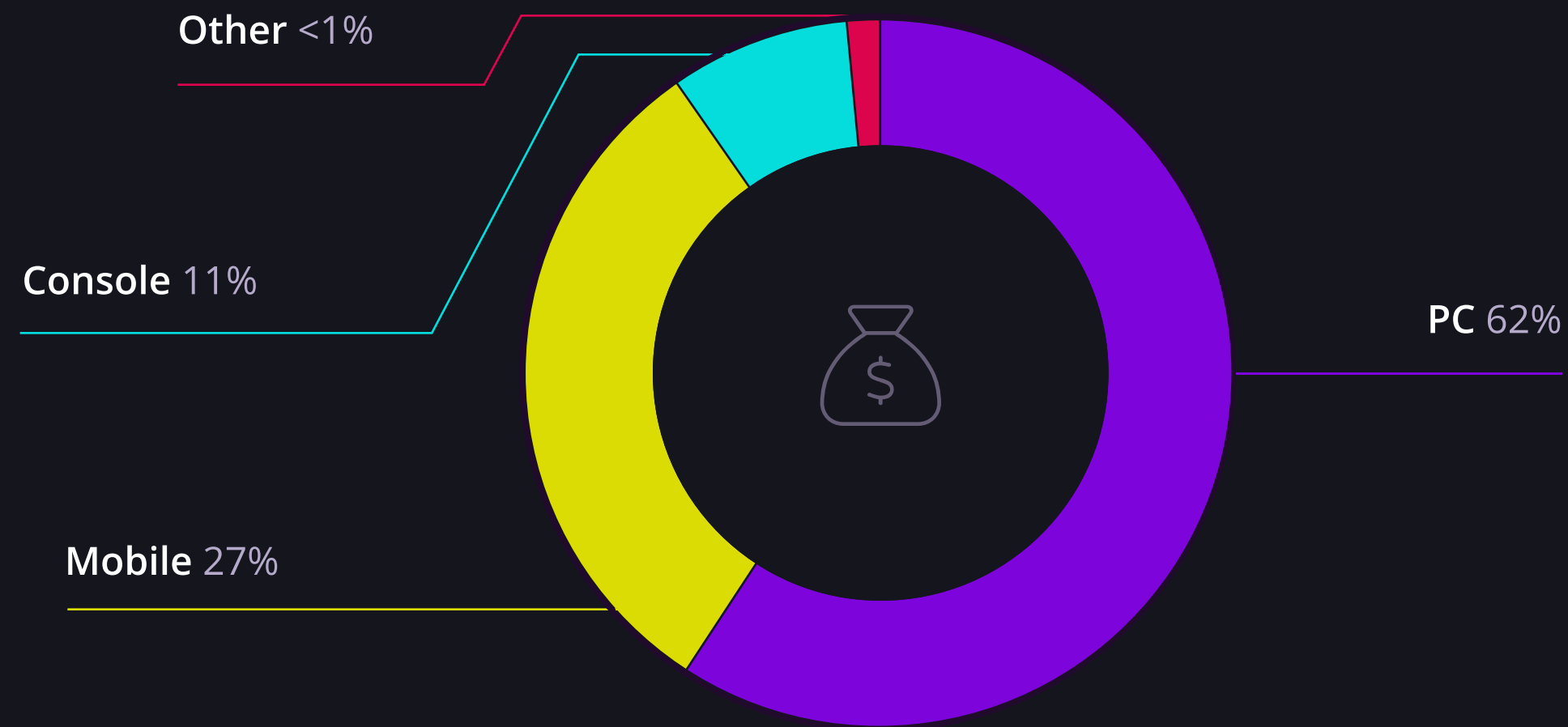
MOBA, FPS and Battle Royale on top of the charts

Once again, **the three game types MOBA, Battle Royale and FPS outrageously dominate the proportion of prize money distributed with 77% of the total.** Despite a slight drop due to a lower prize money at The International tournament, MOBA still represents almost a third of the total.

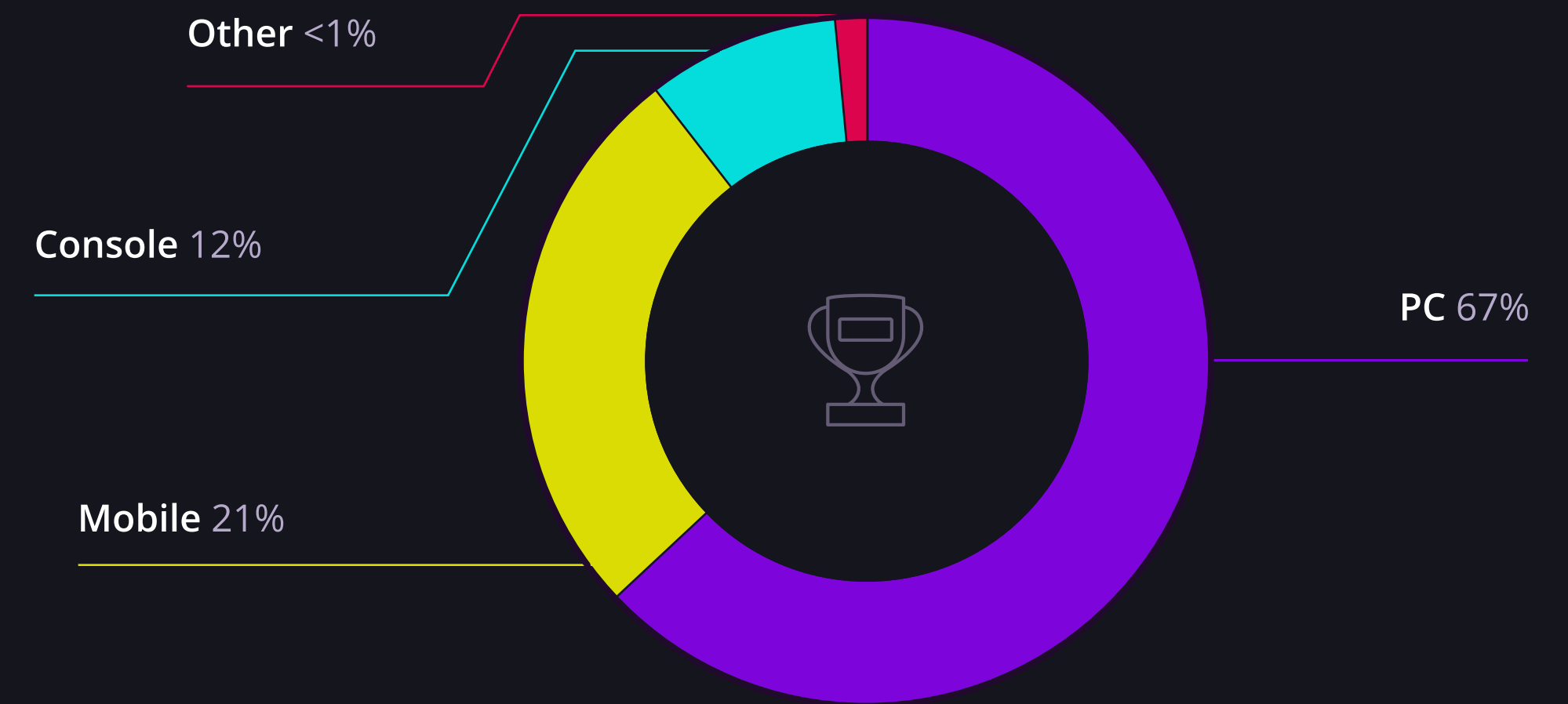
MOBA activity also focuses on a smaller number of games played and tournaments organized than FPS or Battle Royale. This hierarchy by type of game is practically unchanged since the arrival of Battle Royale on the esports landscape in 2017.

Prize money and tournaments per gaming device type

Percentage of prize money distributed



Percentage of tournaments with prize money organized

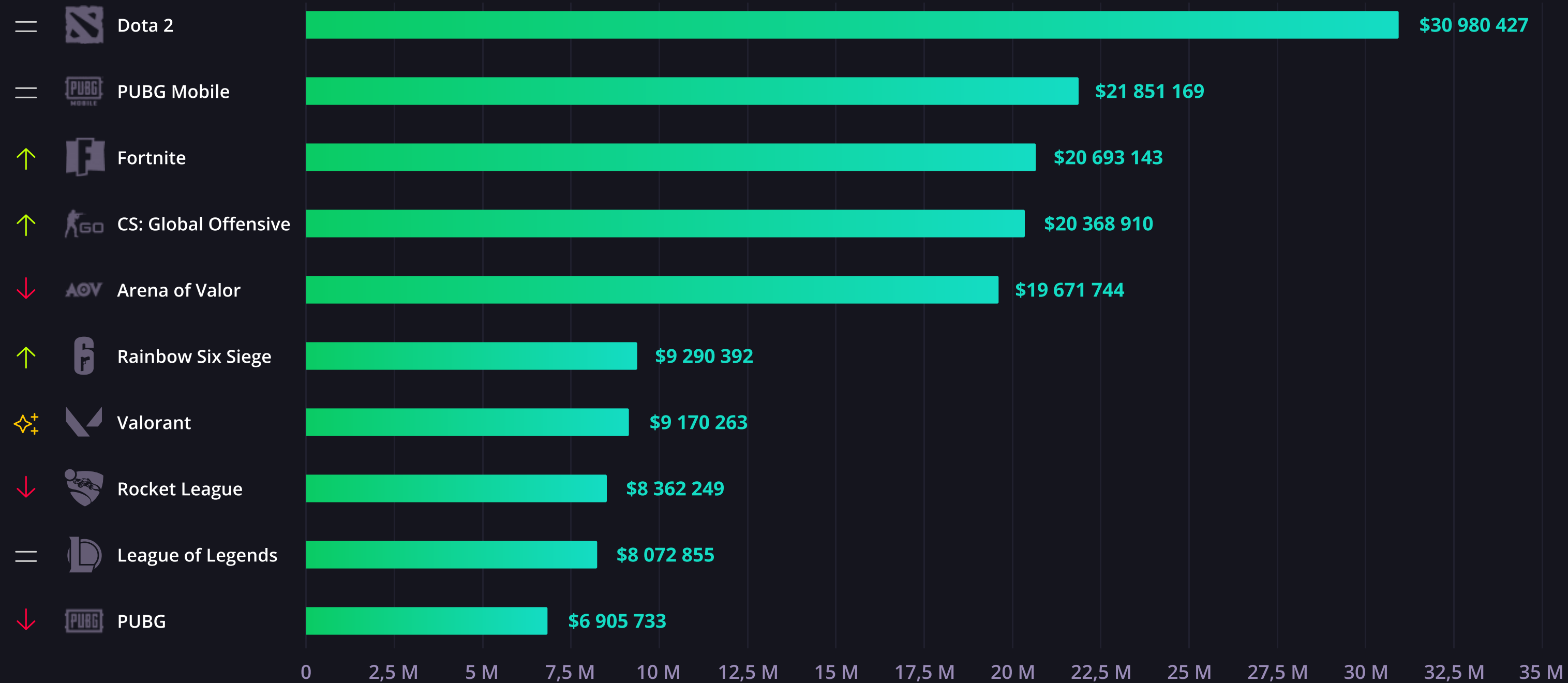


PC still at the center of the game

This year, we have also classified the gaming device type by the number of tournaments and prize money distributed. **The PC comes far ahead of the mobile and the console.** It is even used more than all the other devices combined. We also see that mobile is twice as important as console thanks to esports games such as Mobile Legends, PUBG Mobile and Clash Royale. The Mobile benefits of a much higher penetration rate in the general population over the world. Despite this, it does not dethrone the PC as the number one platform.

The ratio between the number of tournaments organized and the total amount of cash prizes distributed is relatively close regardless of the device used to play. If the PC dominates in terms of tournaments and prize money, mobile and consoles remain more used for gaming in general around the world.

Top 10 games per prize money

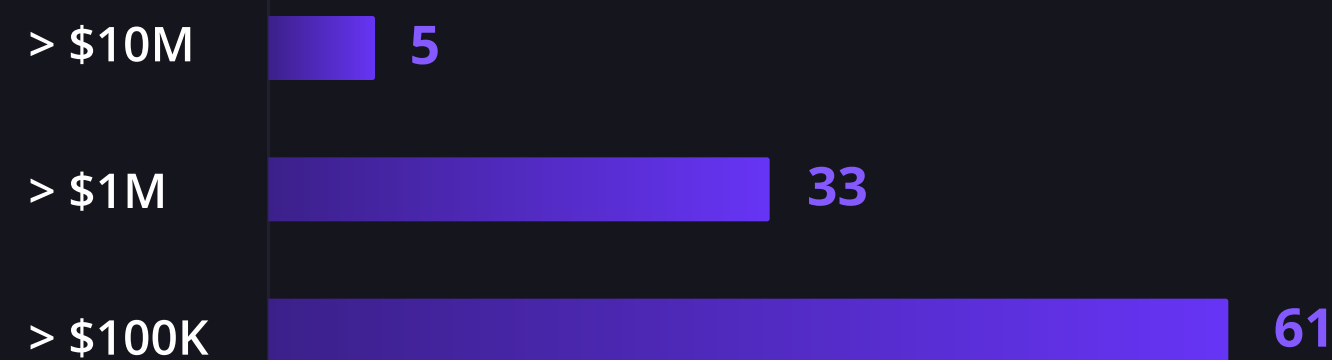


Nearly two thirds of the prize money concentrated on 10 games

In 2023, according to figures from Escharts.com, **the top 10 games out of a total of 91 games distributed 62% of the total tournament prize money.** 5 games distributed more than \$10M in prize money and 33 more than \$1M to players and teams.

Dota2 remains the most lucrative game despite the very significant drop in The International prize money. The rest of the ranking remains relatively stable compared to 2022 except for **the game Valorant which enters directly in 7th place.** It replaces APEX Legends in the top 10. Except for Valve CS:GO and Dota2 games, the source of the prize money for the top 10 comes overwhelmingly from their respective publisher and studio.

Number of games with a prize money above:



62%

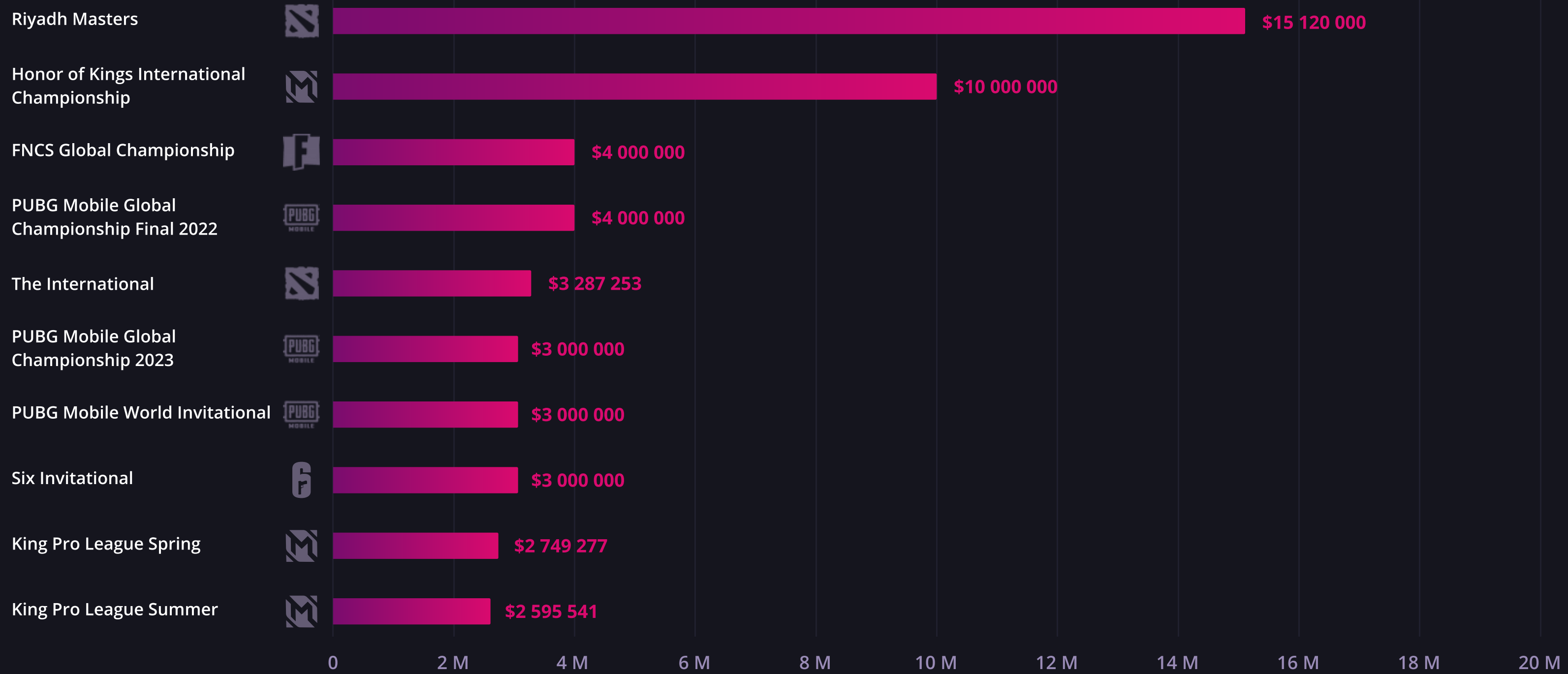
Share of the total prize money distributed by the Top 10 games



91

The number of games that offered prize money in 2023, according to Escharts.com

Top 10 tournaments per prize money



20%

Share of the total prize money distributed by the Top 10 events



60%

6 out of the 10 biggest events in terms of prize money were on mobile games

MOBA and Battle Royale tournaments dominate thanks to Mobile games

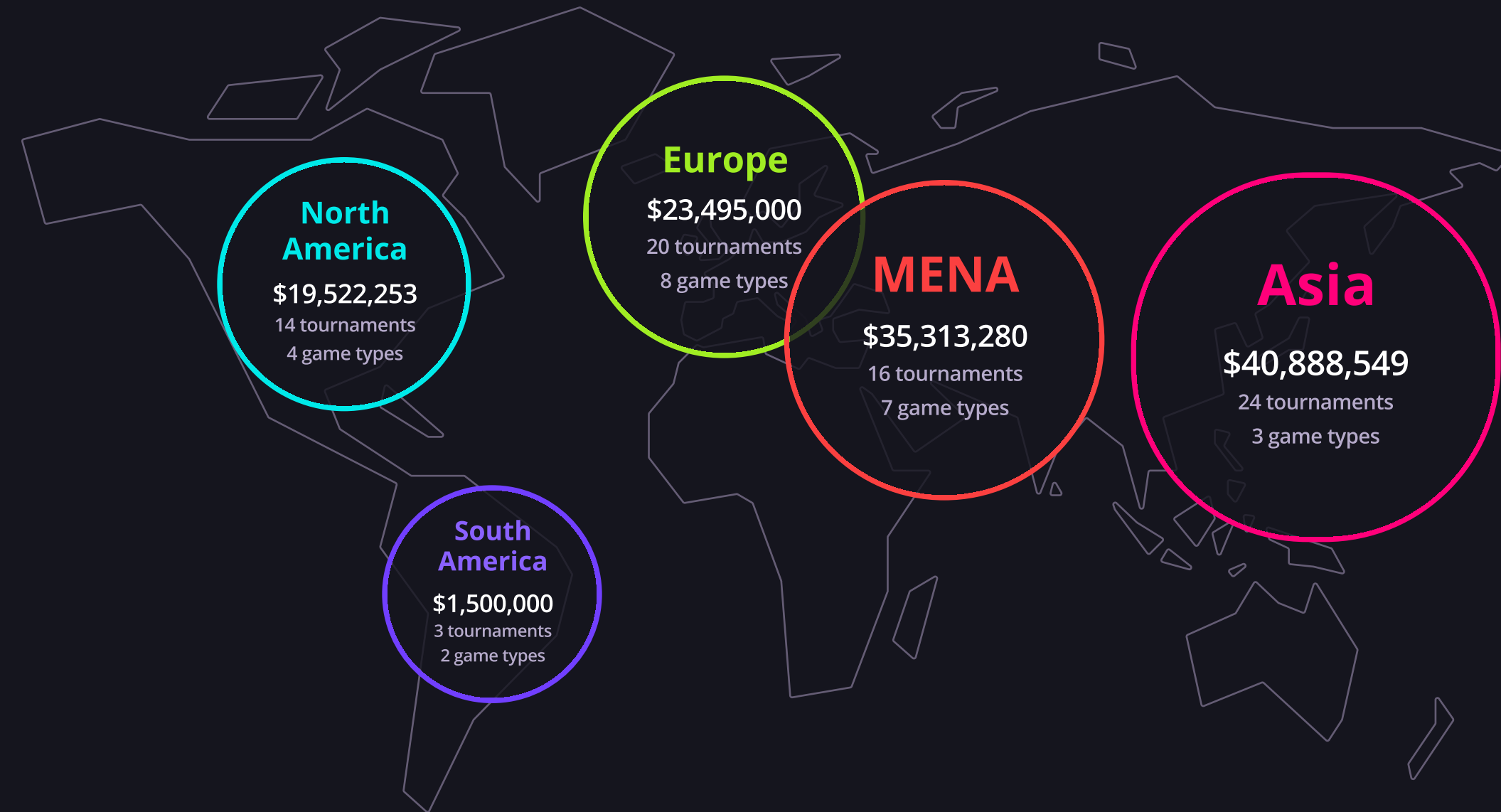
In 2023, the 10 biggest tournaments represented around 20% of the total cash prizes distributed throughout the year. Most of them were played on MOBAs and Battle Royale. Only the Six Invitational on Rainbow Six slipped into the rankings to represent FPS games. With one less tournament in the top 10, **mobile games still represent 60% of the top 10 highest paying tournaments.**

The International prize money divided by 6 and drops from first place

Dota2's flagship tournament The International no longer holds first place for the first time in 10 years. Its financing prize money system is no longer based on its community contribution. The prize money amount had already decreased last year after a continuous increase since 2013. **From 2022 to 2023 the drop is massive, going from around \$18m to only \$3M.** On the other hand, **Fortnite is back in force this year** thanks to its end-of-season FNCS Global Championship tournament of \$4M prize money.

Top regions and countries per number of tournaments and prize money









Top regions per tournament finals over \$500K hosted



Asia and Saudi Arabia, new El Dorado for major tournaments

In this new Toornament Report, we counted the number of offline tournament finals with a prize money of at least \$500K and saw where they were organized in 2023. Thus, at the regional level, **Asia dominates in number of tournaments and prize money distributed**. It is closely followed by the Middle East thanks almost exclusively to the actions of Saudi Arabia and its National Federation. Europe and North America followed with the United States as the driving force.

Top 10 countries per tournament finals over \$500K hosted

			Nb tournament	Nb game type	
1		Saudi Arabia	\$34,313,280	15	7
2		China	\$24,383,549	10	3
3		United States	\$14,167,253	11	4
4		Malaysia	\$5,500,000	3	2
5		Canada	\$5,355,000	3	1
6		United Kingdom	\$5,000,000	5	2
7		Denmark	\$4,750,000	2	2
8		Germany	\$4,145,000	4	4
9		Thailand	\$3,500,000	3	2
10		South Korea	\$3,305,000	2	2

Most winning players


1		Yatoro Ilya Mulyarchuk	\$1,414,472
2		Miposhka Yaroslav Naideno	\$1,409,472
3		Collapse Magomed Khalilov	\$1,409,472
4		Mira Mirosław Kolpakov	\$1,409,472
5		Larl Denis Sigitov	\$1,409,472



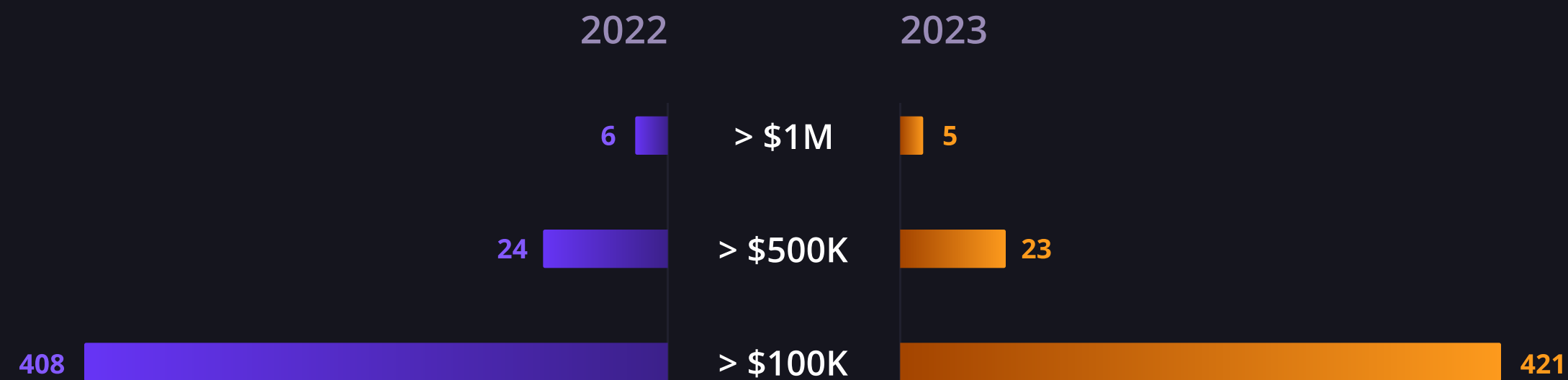
24 482

Active players who have won a prize money

Top 10 countries per player earnings




























Number of players with an earned prize money above:



5 countries won 40% of the total prize money distributed to players

According to [Esportsearnings.com](https://esportsearnings.com), over 24,400 players have received prize money in tournaments in 2023. This number is relatively stable compared to 2022. As is the number of players having won respectively more than \$1M, \$500K and \$100K. Finally, the same 5 countries ranked first in total of prize money won by their players. **China ranks first ahead of the United States, followed by Russia, South Korea and Brazil.**

Most winning teams

1	 Team Spirit 	\$7,458,362	4 games	32 Tournaments	11 	8 	1 
2	 Team Liquid 	\$4,877,830	10 games	238 Tournaments	29 	55 	38 
3	 FaZe Clan 	\$4,188,881	9 games	77 Tournaments	20 	7 	5 
4	 Gaimin Gladiators 	\$3,911,687	4 games	33 Tournaments	11 	7 	4 
5	 Wolves Esports 	\$3,188,026	6 games	28 Tournaments	6 	6 	1 




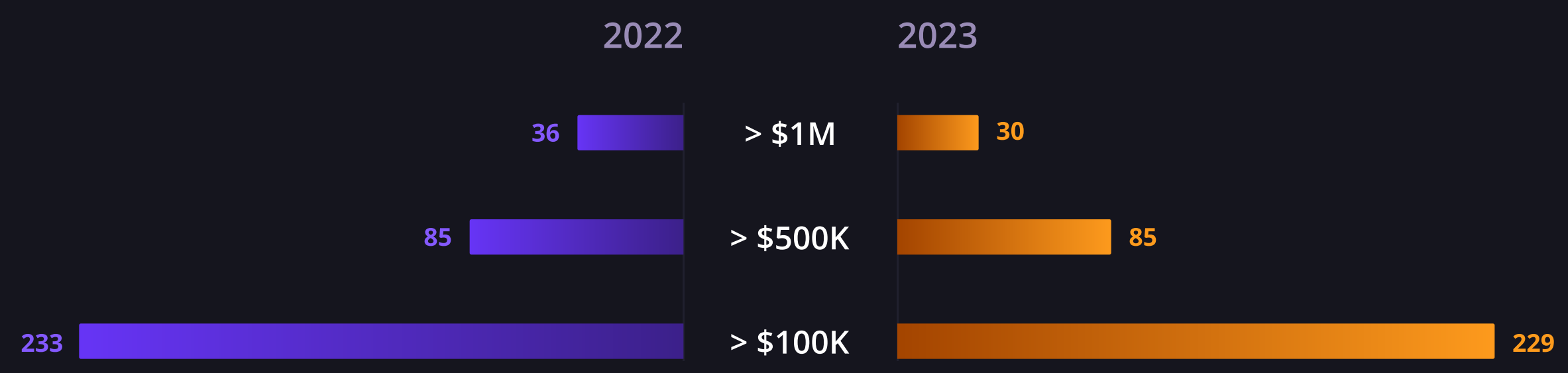
Team Liquid is the only team still present in the top 10 since 2016

A tighter top 5 teams

The number of teams having won prize money stands at 653 according to the Esportsearnings.com website. **Team Spirit takes first place largely thanks to the \$5M won at the Dota2 Riyadh Master tournament.**

Moreover, with the end of crowdfunding for The International prize money, the gap between the first team in this ranking and the following has been greatly reduced.

Number of teams with an earned prize money above:



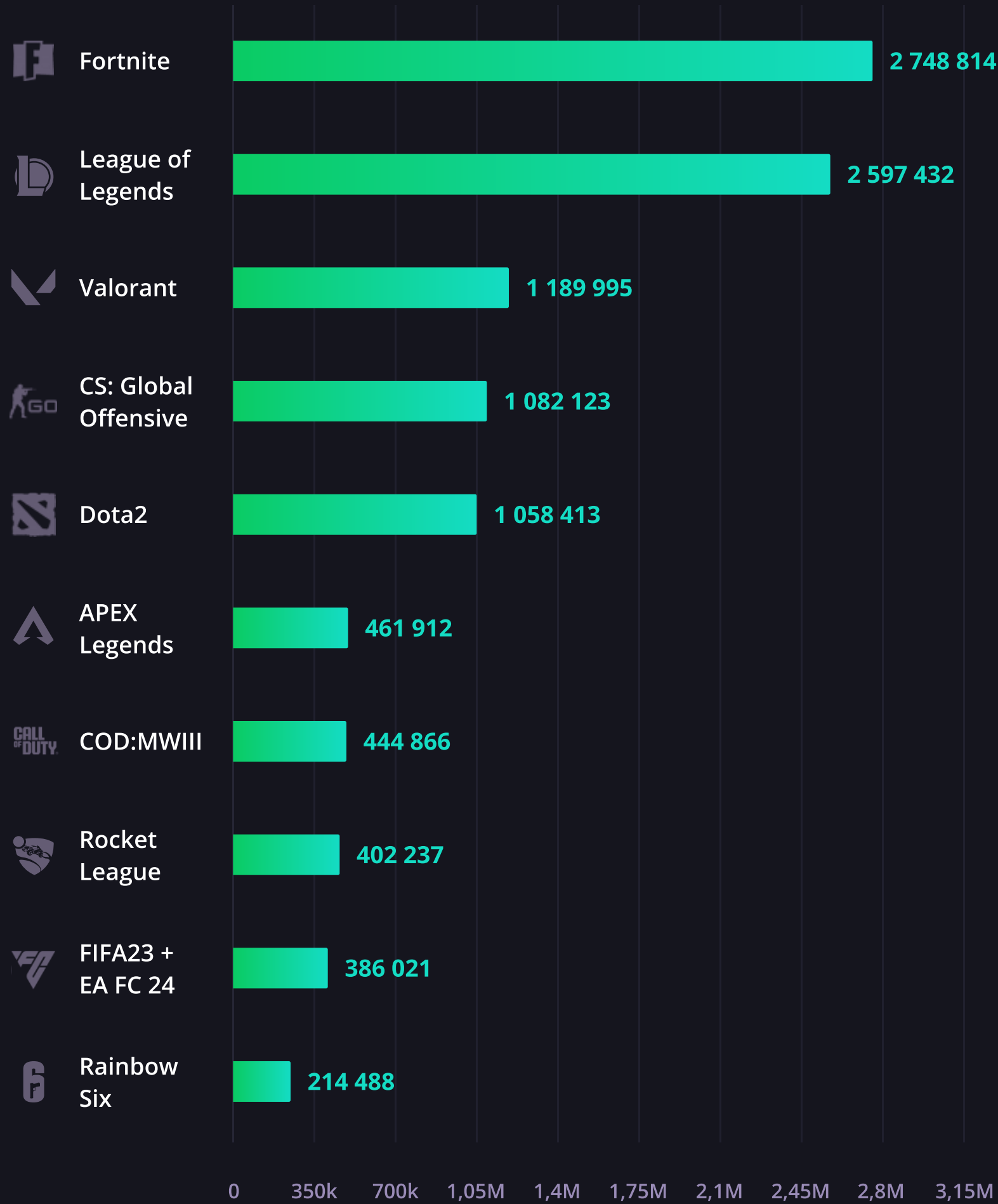
653

Teams have won a prize money

Most popular esports games on Twitch in 2023

Peak viewers

Data from Twitch



Hours watched

Data from Twitch



27%

The Top 10 esports games represent almost a third of the total hours watched on Twitch in 2023

Twitch audiences slightly decreasing

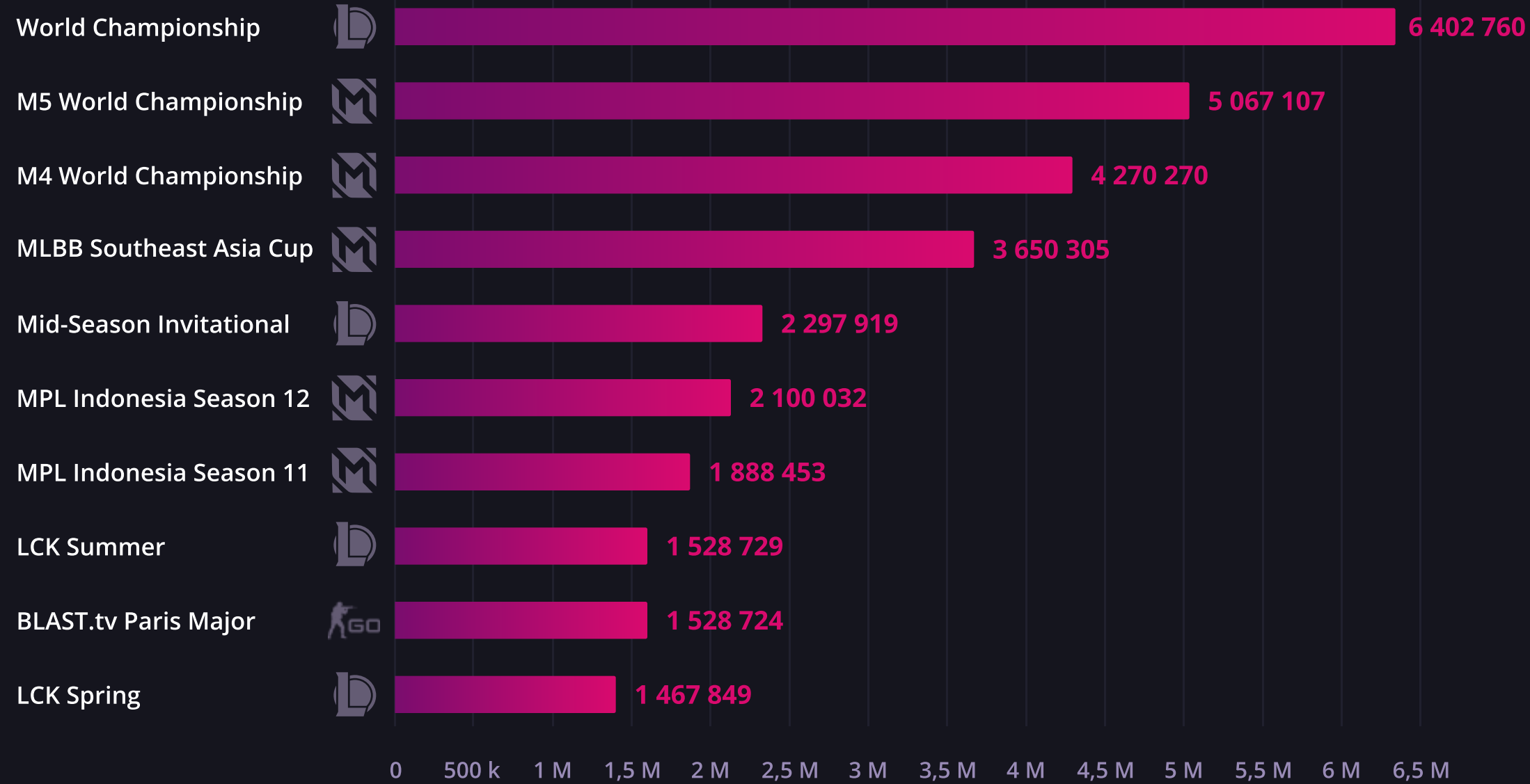
According to the site Twitchtracker, esports games still attract a large audience on the Twitch platform thanks to both competitions and streamers. However, the share of the top 10 esports games in the platform's total audiences drops slightly between 2022 and 2023 from 29% to 27%.

Apart from Fortnite which achieves the best audience peak in 2023, audiences are either stable or slightly down across all games in this top 10 compared to 2022.

Most popular esports tournaments in 2023

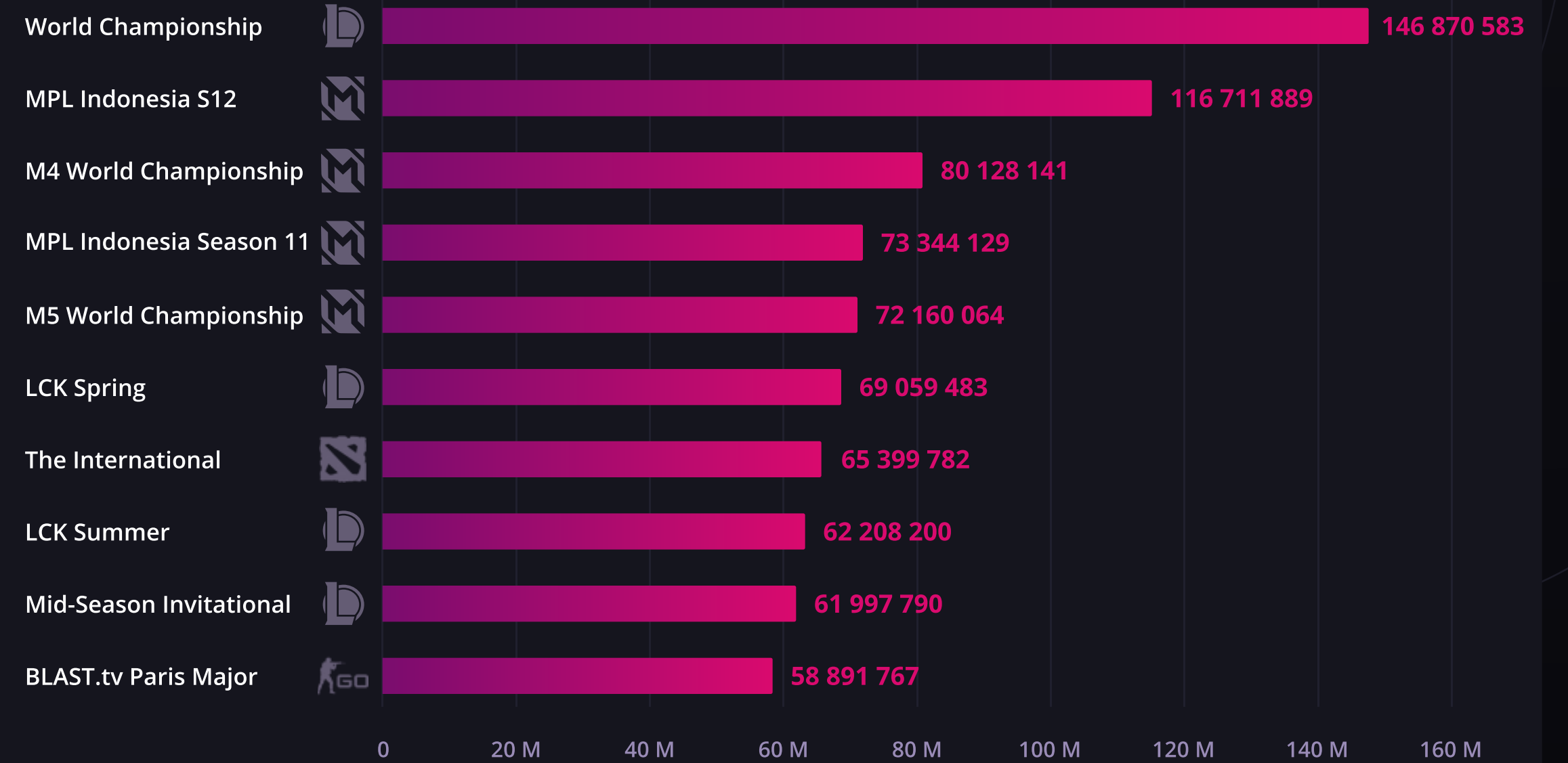
Peak viewers

Data from



Hours watched

Data from



90%





9 out of the 10 biggest peak viewers audiences and hours watched are from MOBA games

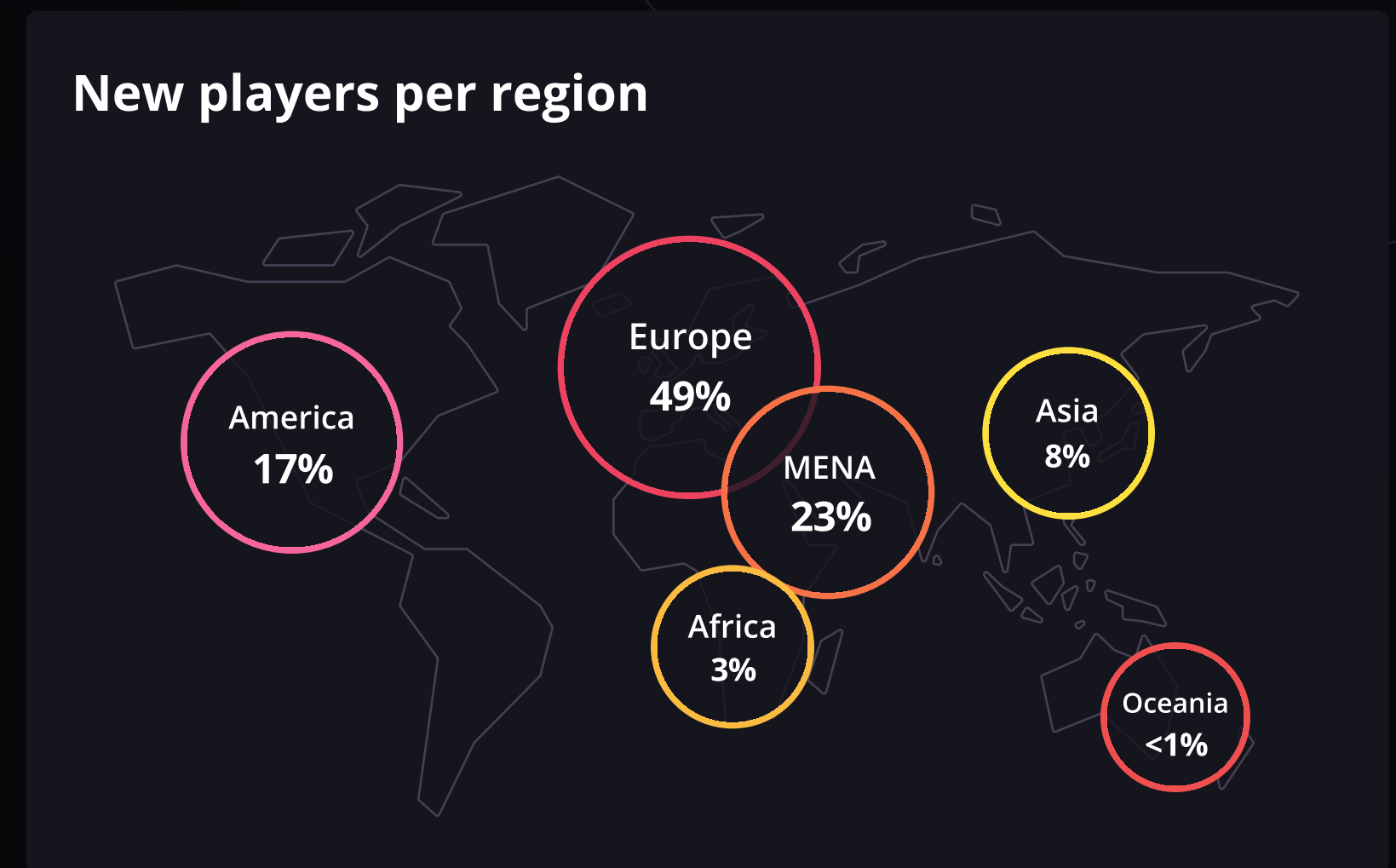
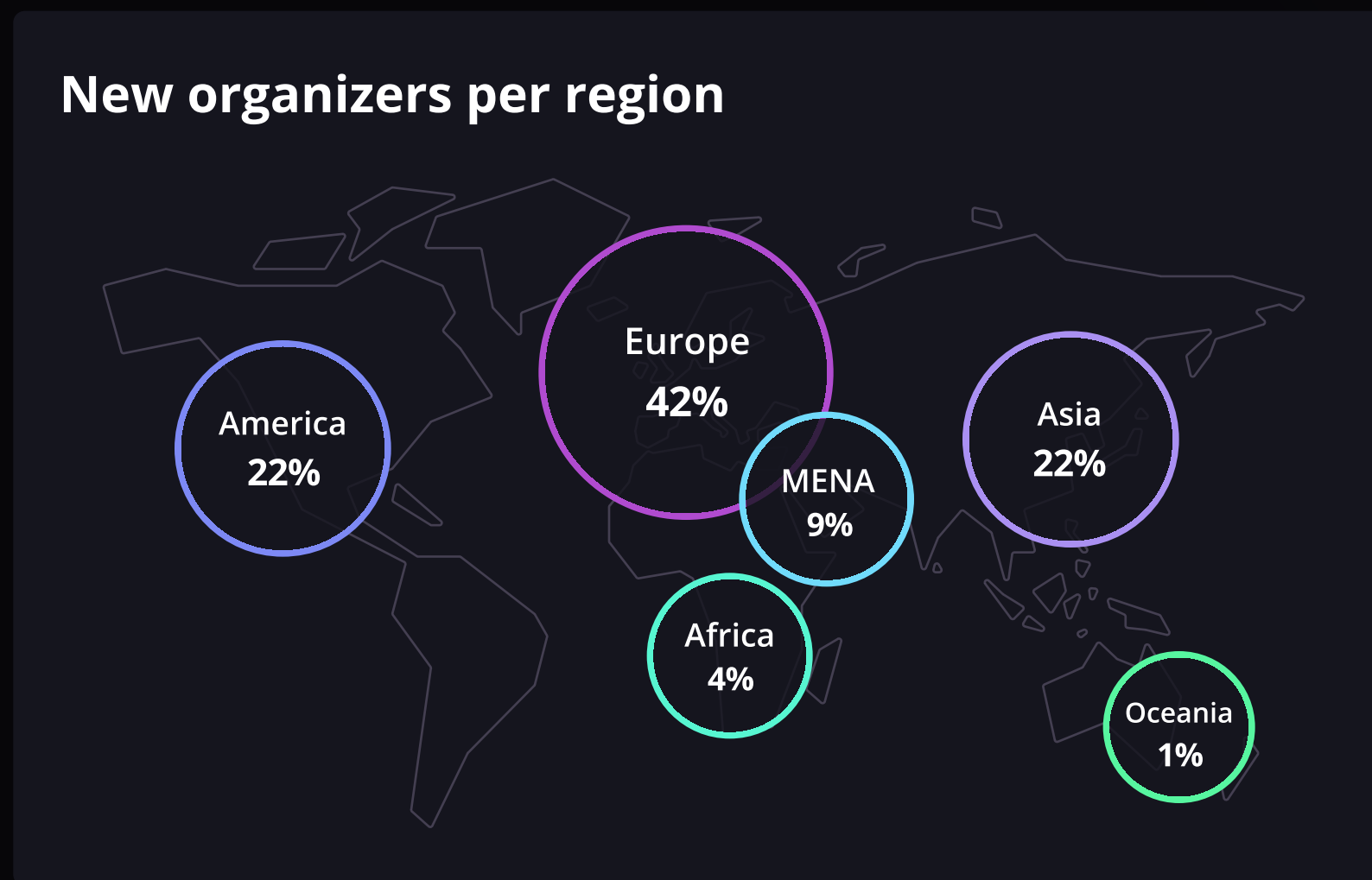
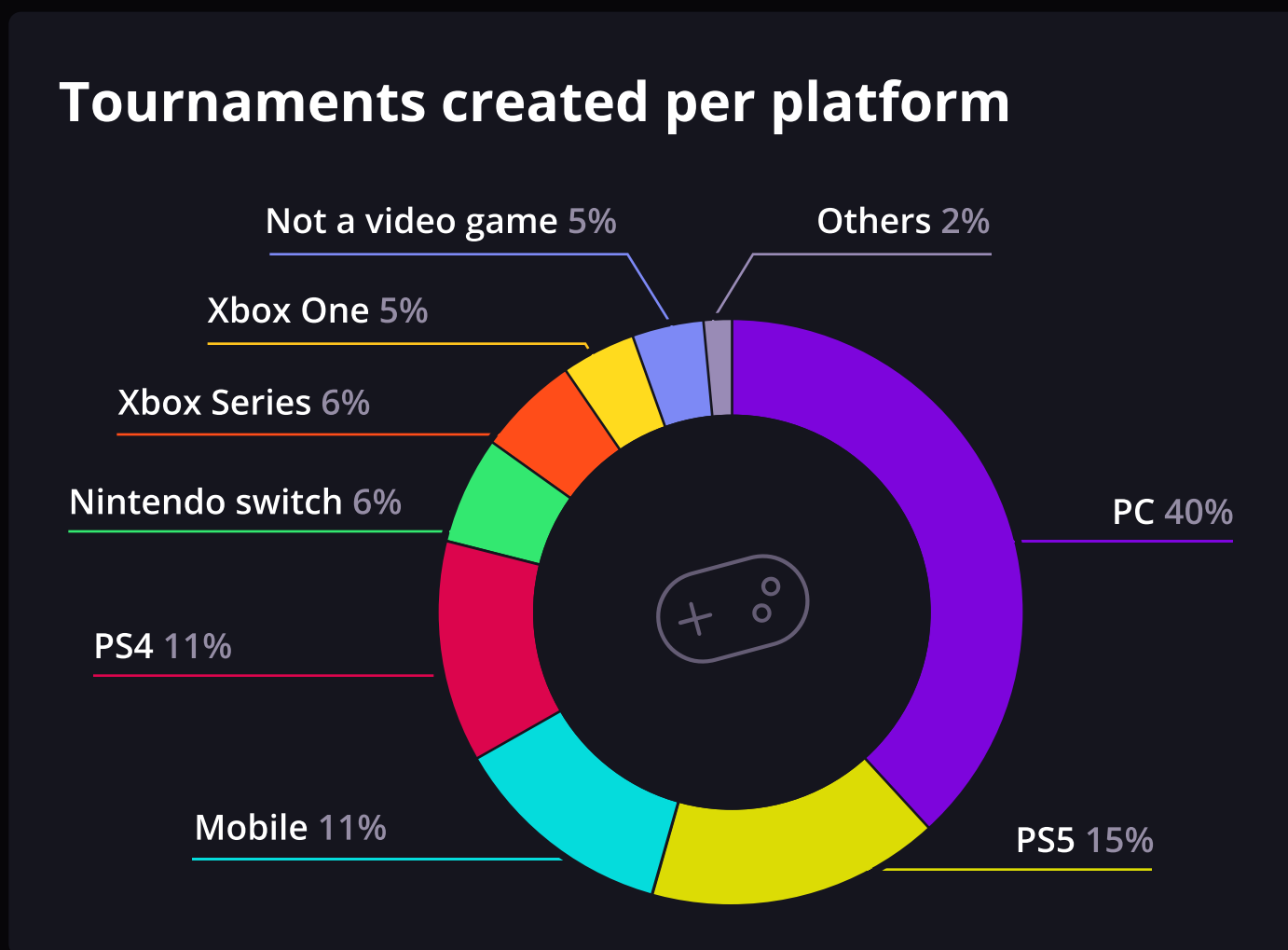
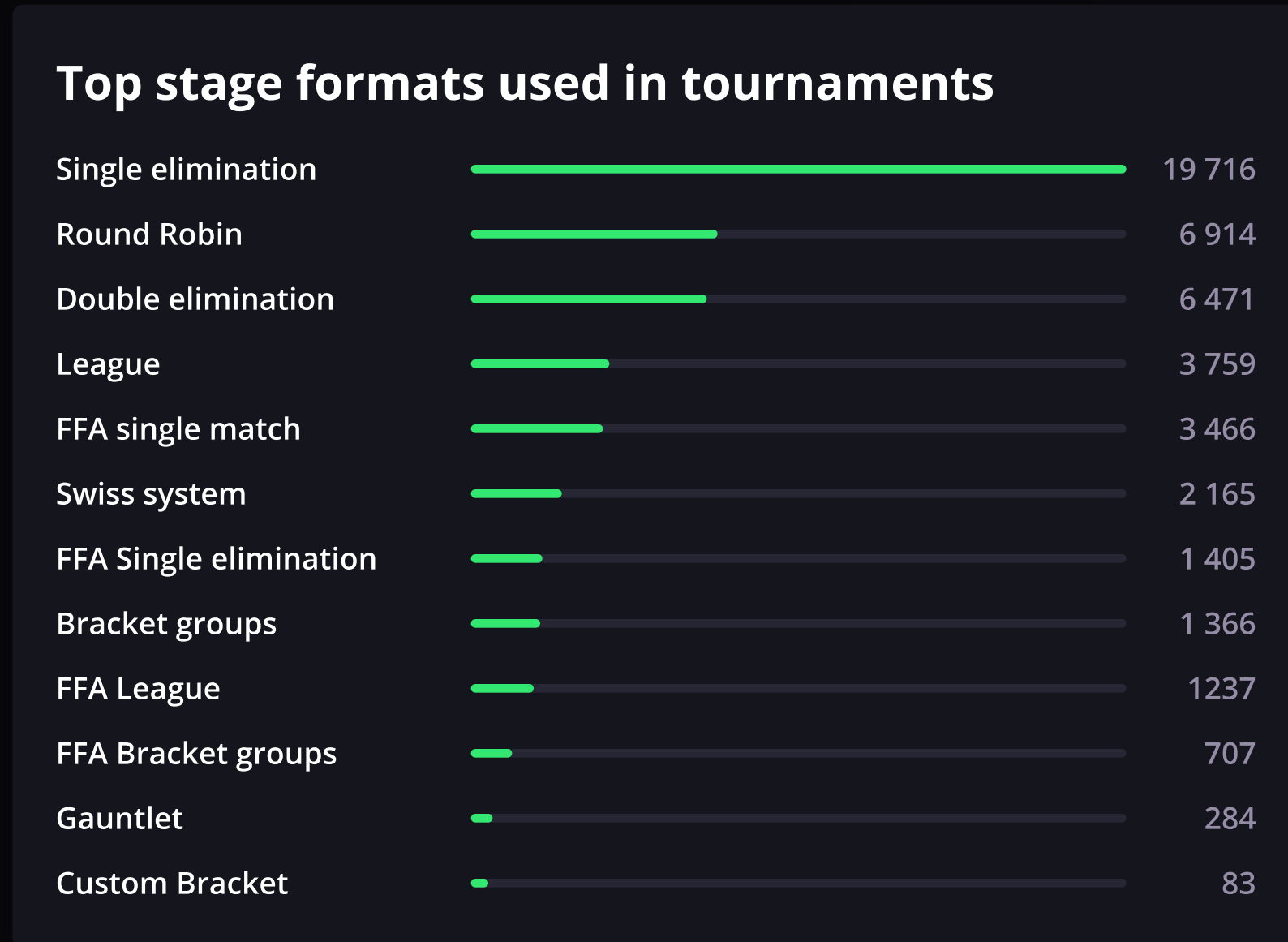
League of Legends Worlds 2023 set a new world record

The audiences for the biggest esports competitions have reached new heights in 2023! Indeed, the **Worlds 2023 final on League of Legends between T1 and Weibo Gaming sets a new peak audience record** of more than 1.3M compared to 2022. **Audience peaks for Mobile Legends: Bang Bang have also reached new records.** Just as impressively, MLBB still occupies 5 of the 10 biggest audiences of 2023, followed by League of Legends. Only CS:GO managed to slip between these MOBA with the BLAST.tv Paris Major and despite a declining audience compared to the 2022 Majors. MOBA tournaments remain by far the most viewed game type both in terms of hours watched and peak audience despite its relative complexity to follow for the uninitiated.

Toornament.com activity data in 2023

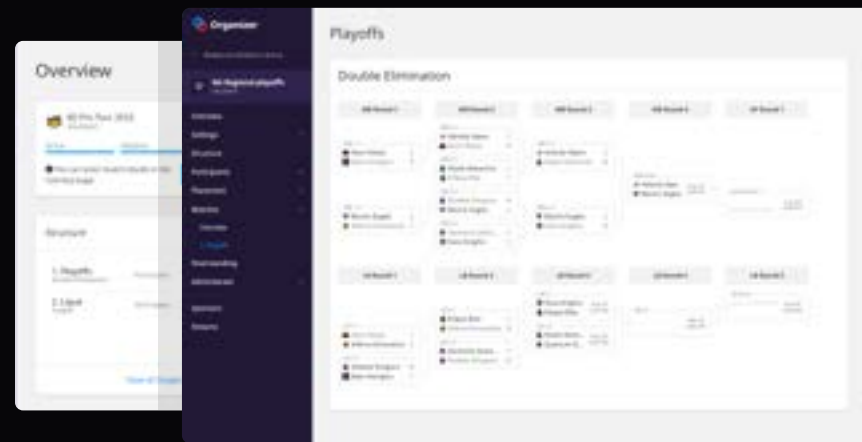


 <p>6,400 Organizers</p>	 <p>42,000 Tournaments</p>
 <p>511,000 Participants</p>	 <p>1,700,000 Matches</p>

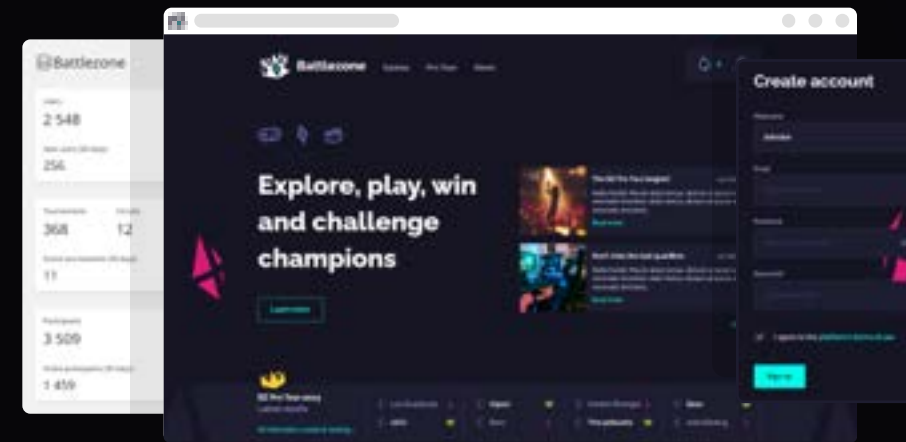


About Toornament.com

Toornament is a complete suite of **powerful cloud-based tools** for studios, publishers, federations and agencies to **empower their tournaments and leagues**.



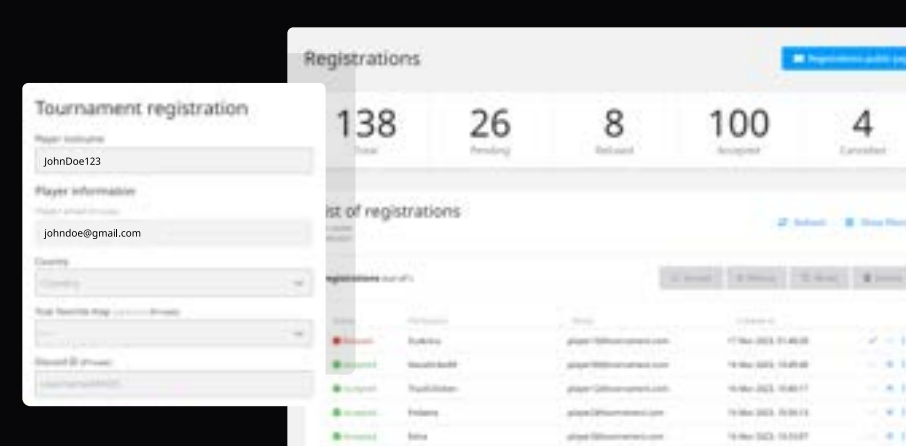
Organize your tournaments whatever their games and structure formats are



Get your own white-label tournament website or platform



Leverage the Toornament API to empower your own project



Keep the property and control of all your data



Toornament SAS, a company incorporated in France, EU

Want to discuss your next project?
business@toornament.com

For more information, visit
www.toornament.com

